

NYGH Publications



**NORTH
YORK
GENERAL**

*Making a World
of Difference*



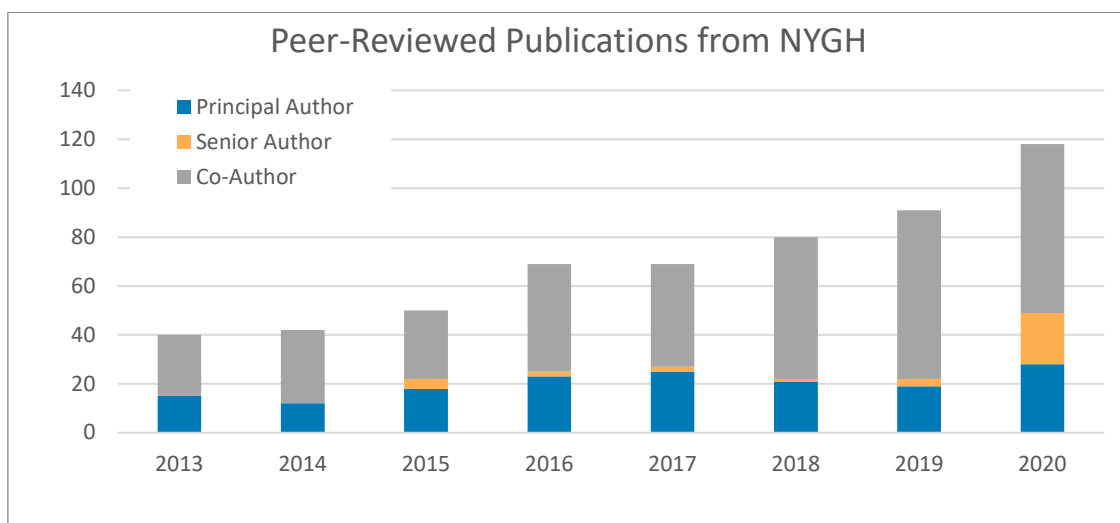
NYGH Publications

Peer-Reviewed Publications from PubMed or Web of Science with Authors from NYGH

Last updated by Michael Wood on November 18, 2020

NYGH Peer-Reviewed Publications

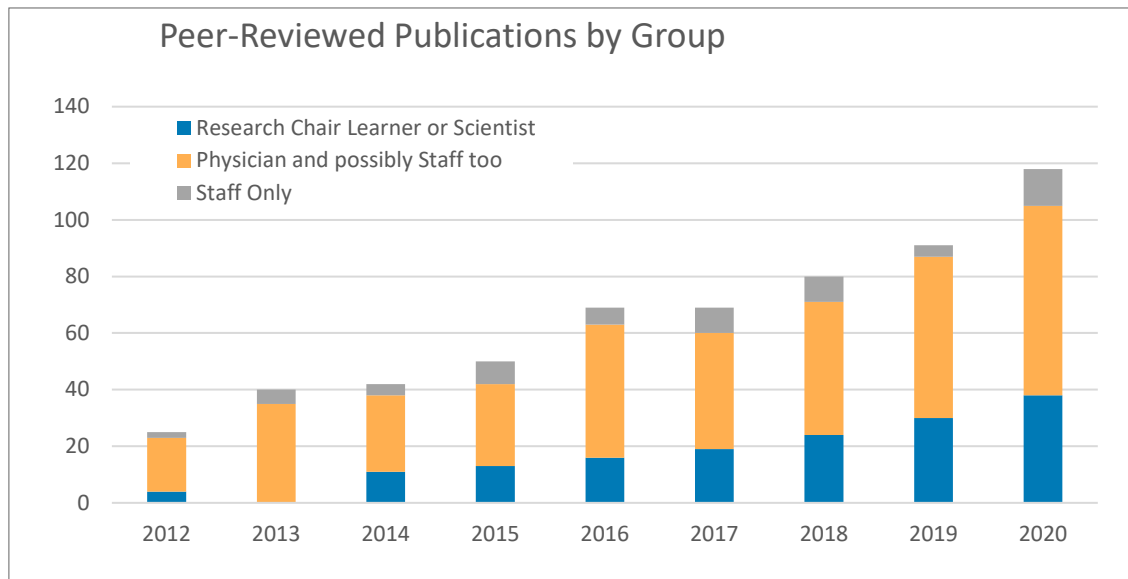
| All Publications | 2010 | 2011 | 2012 | 2013 | 2014 | 2015 | 2016 | 2017 | 2018 | 2019 | 2020 |
|------------------|------|------|------|------|------|------|------|------|------|------|------|
| Principal Author | 13 | 7 | 6 | 15 | 12 | 18 | 23 | 25 | 21 | 19 | 28 |
| Senior Author | 0 | 0 | 0 | 0 | 0 | 4 | 2 | 2 | 1 | 3 | 21 |
| Co-Author | 14 | 14 | 19 | 25 | 30 | 28 | 44 | 42 | 58 | 69 | 69 |



Number of peer-reviewed articles or editorials (not conference abstracts) indexed by PubMed and Web of Science with an author from NYGH. Refer to notes on last page for more information. Note the steady increase since 2014. The jump in senior author papers in 2016 is attributed to the first Research Chair.

Peer-Reviewed Publications by group

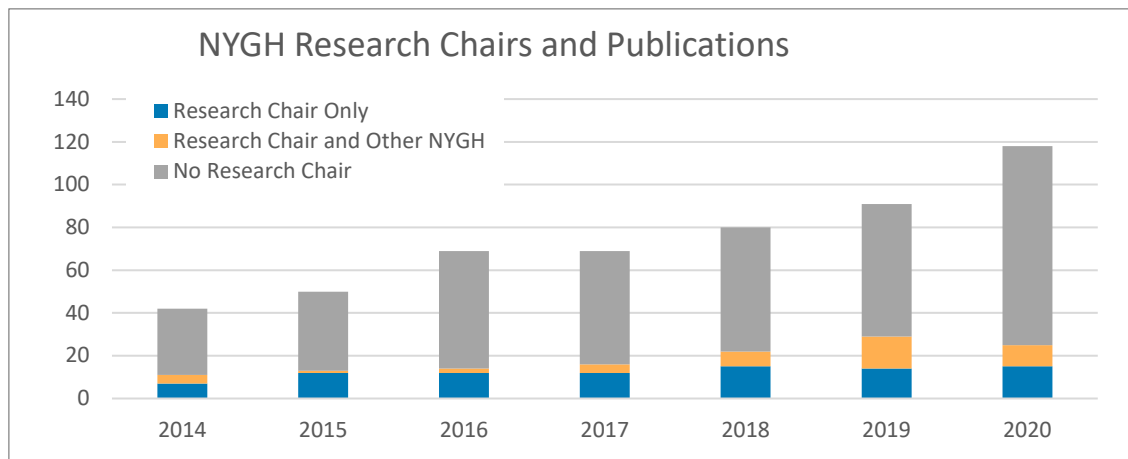
| All Publications | 2010 | 2011 | 2012 | 2013 | 2014 | 2015 | 2016 | 2017 | 2018 | 2019 | 2020 |
|--|------|------|------|------|------|------|------|------|------|------|------|
| Research Chair Learner or Scientist | 0 | 0 | 4 | 0 | 11 | 13 | 16 | 19 | 24 | 30 | 38 |
| Physician and possibly Staff too | 16 | 17 | 19 | 35 | 27 | 29 | 47 | 41 | 47 | 57 | 67 |
| Staff Only | 11 | 4 | 2 | 5 | 4 | 8 | 6 | 9 | 9 | 4 | 13 |



Number of peer-reviewed publications in PubMed or Web of Science in three groups. A publication is assigned to the Research Chair, Learner, or Scientist group if at least one of the authors is an NYGH Research Chair, learner, or scientist, regardless of whether other authors belong to NYGH. A publication is assigned to Physicians if at least one of the authors is an NYGH physician and none of the other authors is an NYGH Research Chair, learner, or scientist, although another author can be an NYGH staff member. The remaining group consists of hospital staff without any other NYGH co-author.

NYGH Research Chairs and Publications

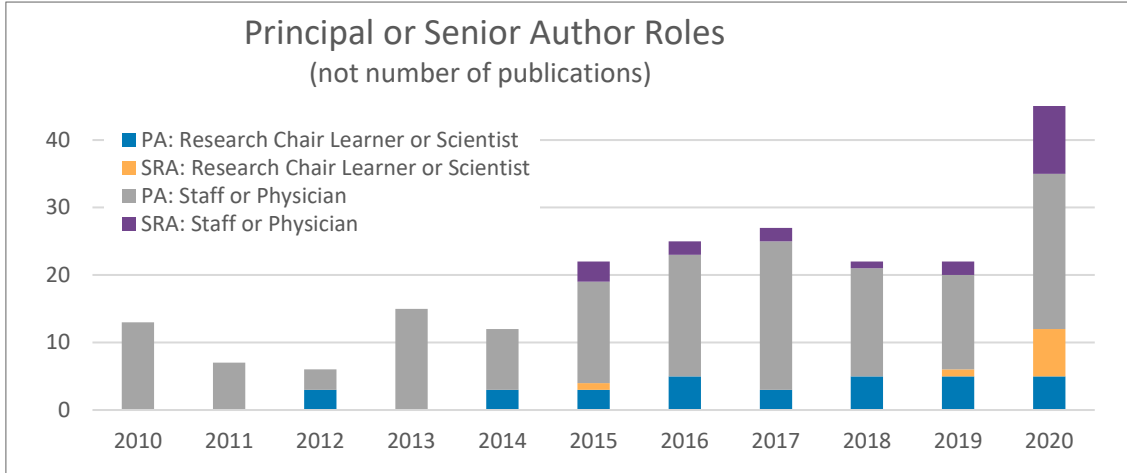
| All Publications | 2014 | 2015 | 2016 | 2017 | 2018 | 2019 | 2020 |
|-------------------------------|------|------|------|------|------|------|------|
| Research Chair Only | 7 | 12 | 12 | 12 | 15 | 14 | 15 |
| Research Chair and Other NYGH | 4 | 1 | 2 | 4 | 7 | 15 | 10 |
| No Research Chair | 31 | 37 | 55 | 53 | 58 | 62 | 93 |



Influence of Research Chairs on number of peer-reviewed publications in PubMed or Web of Science.

Principal or Senior Author Roles

| Principal or Senior Author | 2010 | 2011 | 2012 | 2013 | 2014 | 2015 | 2016 | 2017 | 2018 | 2019 | 2020 |
|--|------|------|------|------|------|------|------|------|------|------|------|
| PA: Research Chair Learner or Scientist | 0 | 0 | 3 | 0 | 3 | 3 | 5 | 3 | 5 | 5 | 5 |
| SRA: Research Chair Learner or Scientist | 0 | 0 | 0 | 0 | 0 | 1 | 0 | 0 | 0 | 1 | 7 |
| PA: Staff or Physician | 13 | 7 | 3 | 15 | 9 | 15 | 18 | 22 | 16 | 14 | 23 |
| SRA: Staff or Physician | 0 | 0 | 0 | 0 | 0 | 3 | 2 | 2 | 1 | 2 | 14 |



Principal (first author) and senior author (last author) roles on publications attributed to NYGH. The total count exceeds the number of publications if at least one publication has both a first author and last author from NYGH. By 2019, Research Chairs exceeded one-half of the author roles.

Notes:

- Only articles and editorials are counted -- no proceedings, abstracts, corrections, or papers in-press.
- Typically, there is a delay before a publication is indexed in PubMed or Web of Science.
- It is possible that a few publications were missed in which the link to NYGH was not apparent.
- In the case of publication year discrepancy (early access, PubMed vs Web of Science), the later date is used.
- PA is Principal Author (first author) and SA is Senior Author (last author).
- The paper count in the current year is inflated, because some early access papers will move to the next year.